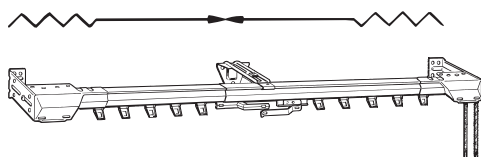
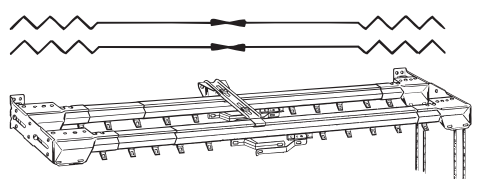


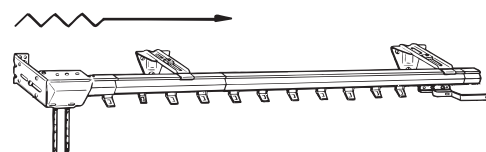
TWO-WAY ROD




TWO-WAY DOUBLE ROD



ONE-WAY LEFT ROD

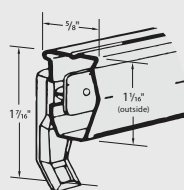


ONE-WAY RIGHT ROD



K-TRACK SPECIFICATIONS

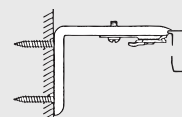
- Adjustable
- Traverse rod sections made of .016" thickness steel, with white baked enamel finish
- Roll formed of heavy gauge steel
- Extra strength master slides
- Plain slides made from high density polyethylene, wear-resistant
- Pulley housings equipped with $\frac{4}{32}$ " polyethylene pulleys
- $\frac{7}{64}$ " diameter braided polyester cord, longwearing & stretch-resistant
- Universal cam lock supports for easy installation, secure hold (the support can attach to either inside or outside rod section)
- End gates are designed to allow extra slides to be added or removed quickly without removing the rod from the brackets
- Ceiling or wall mount options



CEILING INSTALLATION



WALL INSTALLATION

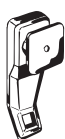


K-TRACK ROD SIZES

ITEM TYPE	DESCRIPTION	METRIC	SLIDES	SUPPORTS REQUIRED
K-Track-1	30-48"	76-122 cm	10	0
K-Track-2	48-84"	122-213 cm	20	1
K-Track-3	66-120"	168-305 cm	30	2
K-Track-4	84-156"	213-396 cm	40	3
K-Track-5	120-228"	305-579 cm	60	4

FINISH: White color

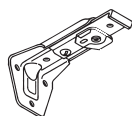
K-TRACK ACCESSORIES



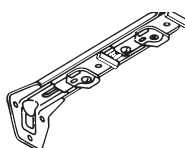
Slide



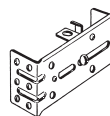
Universal Support



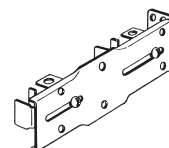
Support



Double Support



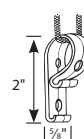
Bracket



Double Bracket



Cord Tension Pulley



Cord Guide

RECOMMENDED WEIGHT LIMITS FOR TRAVERSE RODS

Up to 84" - 1 lb. per foot ; with two or more center supports - 1 ½ lbs. per foot
Over 84" - ½ lb. per foot ; with two or more center supports - 1 lbs. per foot